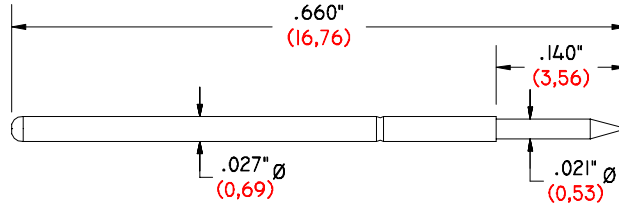


# SPRING PROBES & RECEPTACLES FOR CLAM SHELL FIXTURES

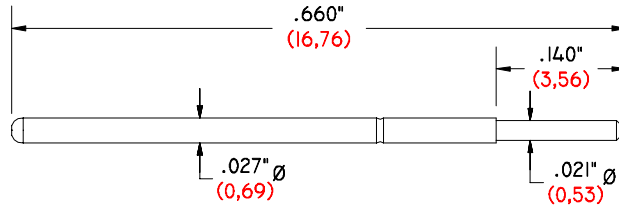
## GI-660-027-021/30 PTSP

30° POINTED TIP  
 SPRING PROBE  
 SPRING PRESSURE:  
 2.2 oz. (62) GR.  
 2.5 oz. (71) GR.  
 3.7 oz. (105) GR.



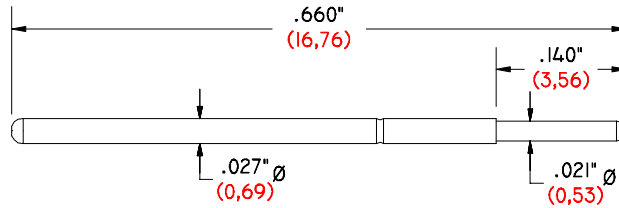
## GI-660-027-021 COSP

90° CONICAL TIP  
 SPRING PROBE  
 SPRING PRESSURE:  
 2.2 oz. (62) GR.  
 2.5 oz. (71) GR.  
 3.7 oz. (105) GR.



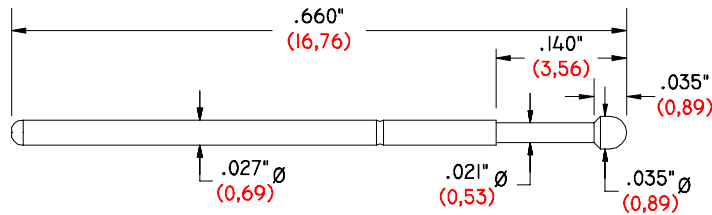
## GI-660-027-021 BUSP

.021" (0,53) BULLET TIP  
 SPRING PROBE  
 SPRING PRESSURE:  
 2.2 oz. (62) GR.  
 2.5 oz. (71) GR.  
 3.7 oz. (105) GR.



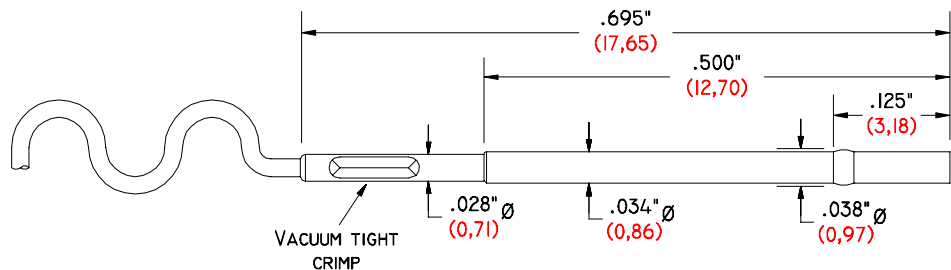
## GI-660-027-035 BUSP

.035" (0,89) BULLET TIP  
 SPRING PROBE  
 SPRING PRESSURE:  
 2.2 oz. (62) GR.  
 2.5 oz. (71) GR.  
 3.7 oz. (105) GR.



## GI-695-034 PWREC

PRE-WIRED RECEPTACLE  
 WIRE LENGTHS:  
 6" (152,40) 30 AWG  
 18" (457,20) 30 AWG  
 24" (610,00) 30 AWG  
 36" (914,40) 30 AWG



OTHER WIRE LENGTHS / GAUGES AVAILABLE.