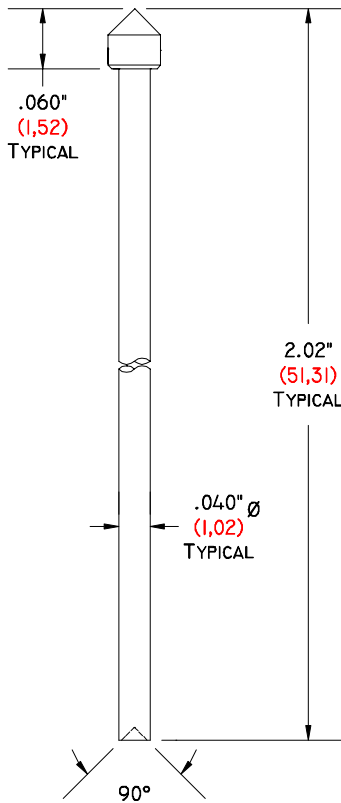




















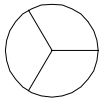
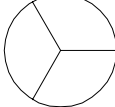
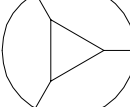
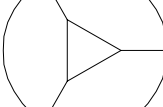
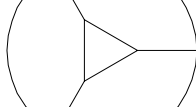







2.02" (51,31) RIGID TRANSLATOR PINS

.040" (1,02) BODY WITH .060" (1,52) TO .265" (6,73) TIP

AVAILABLE IN THE FOLLOWING TIP STYLES



				
				
GI-2-040-060 CH .060" (1,52) Ø CHISEL TIP	GI-2-040-060 BU .060" (1,52) Ø BULLET TIP	GI-2-040-060 CO .060" (1,52) Ø CONICAL TIP	GI-2-040-060 CU .060" (1,52) Ø CUP TIP	GI-2-040-060 DO .060" (1,52) Ø DOME TIP
				
				
GI-2-040-060 FL .060" (1,52) Ø FLAT TIP	GI-2-040-060 WA .060" (1,52) Ø WAFFLE TIP	GI-2-040-078 CU .078" (1,98) Ø CUP TIP	GI-2-040-080 CH .080" (2,03) Ø CHISEL TIP	GI-2-040-100 CH .100" (2,54) Ø CHISEL TIP
				
				
GI-2-040-130 CH .130" (3,30) Ø CHISEL TIP	GI-2-040-156 CH .156" (3,96) Ø CHISEL TIP	GI-2-040-187 CH* .187" (4,75) Ø CHISEL TIP	GI-2-040-230 CH* .230" (5,84) Ø CHISEL TIP	GI-2-040-265 CH* .265" (6,73) Ø CHISEL TIP

* THESE ITEMS ARE HARD BRASS ONLY.

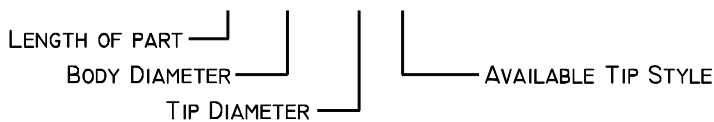
MATERIAL: BERYLLIUM COPPER, HARDENED OR UNHARDENED AVAILABLE. GI-2-040-060 CH IS ALSO AVAILABLE IN HARD BRASS.

PLATING: GOLD OVER ELECTROLESS NICKEL .

OUR PART NUMBERS DESCRIBE THE DIMENSIONS OF THE PART

EXAMPLE:

GI- 2 - 040 - 060 CH



RECOMMENDED FIXTURE DRILL SIZES				
BODY DIA.	TOP PLATE		BASE / GRID PLATE	
	.125" (3,18) THICK DRILL	DIA.	.250" (6,35) THICK DRILL	DIA.
.040"	#56	.0465"	#49	.073"